



# PLANNER

## 2026

# DADOS PESSOAIS

Nome: \_\_\_\_\_

Endereço: \_\_\_\_\_

Cidade: \_\_\_\_\_ Estado: \_\_\_\_\_

Fone: \_\_\_\_\_ Email: \_\_\_\_\_

# DADOS CORPORATIVOS

Empresa: \_\_\_\_\_

Cargo: \_\_\_\_\_

Endereço: \_\_\_\_\_

Cidade: \_\_\_\_\_ Estado: \_\_\_\_\_

Fone: \_\_\_\_\_ Email: \_\_\_\_\_

# 2026



## JANEIRO

D	S	T	Q	Q	S	S
				1	2	3
4	5	6	7	8	9	10
11	12	13	14	15	16	17
18	19	20	21	22	23	24
25	26	27	28	29	30	31

Confraternização Universal

## FEVEREIRO

D	S	T	Q	Q	S	S
1	2	3	4	5	6	7
8	9	10	11	12	13	14
15	16	17	18	19	20	21
22	23	24	25	26	27	28

Carnaval

## MARÇO

D	S	T	Q	Q	S	S
1	2	3	4	5	6	7
8	9	10	11	12	13	14
15	16	17	18	19	20	21
22	23	24	25	26	27	28
29	30	31				

## ABRIL

D	S	T	Q	Q	S	S
			1	2	3	4
5	6	7	8	9	10	11
12	13	14	15	16	17	18
19	20	21	22	23	24	25
26	27	28	29	30		

Sexta-Feira Santa (Paixão de Cristo)  
Tiradentes

## MAIO

D	S	T	Q	Q	S	S
					1	2
3	4	5	6	7	8	9
10	11	12	13	14	15	16
17	18	19	20	21	22	23
24	25	26	27	28	29	30
31						

Dia do Trabalho

## JUNHO

D	S	T	Q	Q	S	S
		1	2	3	4	5
6	7	8	9	10	11	12
13	14	15	16	17	18	19
20	21	22	23	24	25	26
27	28	29	30			

Corpus Christi

## JULHO

D	S	T	Q	Q	S	S
			1	2	3	4
5	6	7	8	9	10	11
12	13	14	15	16	17	18
19	20	21	22	23	24	25
26	27	28	29	30	31	

## AGOSTO

D	S	T	Q	Q	S	S
						1
2	3	4	5	6	7	8
9	10	11	12	13	14	15
16	17	18	19	20	21	22
23	24	25	26	27	28	29
30	31					

## SETEMBRO

D	S	T	Q	Q	S	S
		1	2	3	4	5
6	7	8	9	10	11	12
13	14	15	16	17	18	19
20	21	22	23	24	25	26
27	28	29	30			

Independência do Brasil

## OUTUBRO

D	S	T	Q	Q	S	S
				1	2	3
4	5	6	7	8	9	10
11	12	13	14	15	16	17
18	19	20	21	22	23	24
25	26	27	28	29	30	31

Nossa Senhora Aparecida

## NOVEMBRO

D	S	T	Q	Q	S	S
1	2	3	4	5	6	7
8	9	10	11	12	13	14
15	16	17	18	19	20	21
22	23	24	25	26	27	28
29	30					

Finados  
Proclamação da República  
Dia da Consciência Negra

## DEZEMBRO

D	S	T	Q	Q	S	S
		1	2	3	4	5
6	7	8	9	10	11	12
13	14	15	16	17	18	19
20	21	22	23	24	25	26
27	28	29	30	31		

NATAL

# Planejamento Anual

# JANEIRO

A vertical sheet of paper with a light gray background. On the left side, there is a vertical column of 15 empty circles. To the right of each circle is a horizontal dotted line, creating 15 rows for a dot-marker activity.

# FEVEREIRO

[illegible]

# MARÇO

A vertical sheet of paper with a light gray background. On the left side, there are 15 empty circles arranged vertically. To the right of each circle is a horizontal dotted line, also arranged vertically. The circles and lines are intended for a dot-marker activity where a child places a dot in each circle and then connects the dots with a line.



# Planejamento Anual

# ABRIL

A vertical sheet of paper with a light gray background. On the left side, there are 15 empty circles arranged vertically. On the right side, there are 15 horizontal dotted lines, each corresponding to one of the circles on the left. The circles are teal-colored outlines, and the dotted lines are brown.

## MAIO

A vertical sheet of lined paper with a light gray background. On the left side, there are 15 empty circles arranged vertically. To the right of each circle is a horizontal dotted line, providing a guide for writing. The sheet is designed for a student to write their answers to the questions on the previous page.

# JULHO

A vertical sheet of paper with a light gray background. On the left side, there are 15 small, empty circles arranged vertically. To the right of each circle is a horizontal dotted line, also arranged vertically. The circles and lines are intended for a dot-marker activity where a child places a dot in each circle and then connects the dots to form a picture.

# Planejamento Anual

# JULHO

A vertical sheet of paper with a light gray background. On the left side, there are 15 empty circles arranged vertically. To the right of each circle is a horizontal dotted line, also arranged vertically. The circles and lines are intended for a dot-marker activity where a child places a dot in each circle and then connects the dots with a line.

# AGOSTO

A vertical sheet of lined paper with a light gray background. On the left side, there are 15 empty circles arranged vertically. To the right of each circle is a horizontal dotted line, providing a guide for writing. The sheet is designed for a student to write their answers to the questions on the previous page.

# SETEMBRO

A vertical sheet of paper with a light gray background and rounded corners. On the left side, there is a vertical column of 15 small, empty circles. To the right of each circle is a horizontal dotted line, creating 15 rows for a dot-marker activity.

# Planejamento Anual

OUTUBRO NOVEMBRO DEZEMBRO

A vertical sheet of paper with a light gray background. On the left side, there are 15 empty circles arranged vertically. To the right of each circle is a horizontal dotted line, also arranged vertically. The circles and lines are intended for a dot-marker activity where a child places a dot in each circle and then connects the dots with a line.

A vertical sheet of lined paper with a light gray background. On the left side, there are 15 empty circles arranged vertically. To the right of each circle is a horizontal dotted line, providing a guide for writing. The sheet is designed for a student to write their answers to the questions on the previous page.A vertical sheet of lined paper with a light gray background and rounded corners. On the left side, there are 15 empty circles arranged vertically. To the right of each circle is a horizontal dashed line, providing a guide for handwriting practice. The lines are evenly spaced and extend across the width of the page.

**MÊS:** \_\_\_\_\_

<i>SEGUNDA</i>	<i>TERÇA</i>	<i>QUARTA</i>	<i>QUINTA</i>	<i>SEXTA</i>	<i>SÁBADO</i>	<i>DOMINGO</i>

# CRONOGRAMA DE ESTUDOS

Segunda	Terça	Quarta	Quinta	Sexta	Sábado	Domingo

DATA	✓	ATIVIDADE

# PLANNER SEMANAL

**SEGUNDA**

**TERÇA**

**QUARTA**

**QUINTA**

**SEXTA**

**SÁBADO**

**DOMINGO**

Notas

.....

.....

.....

.....


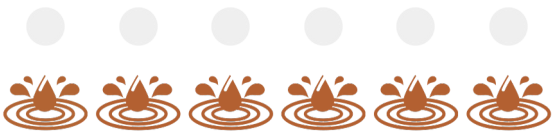
.....

.....

.....

.....

Hidratação



ASSUNTO:	INÍCIO ⌚	TÉRMINO ⌚	✓

Notas

.....

.....

.....

.....


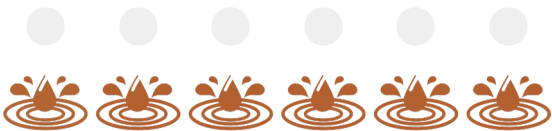
.....

.....

.....

.....

Hidratação



ASSUNTO:	INÍCIO ⌚	TÉRMINO ⌚	✓



Notas

.....

.....

.....

.....


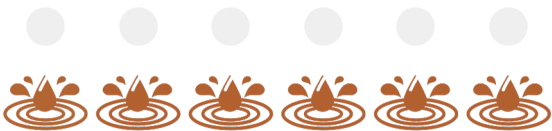
.....

.....

.....

.....

Hidratação



ASSUNTO:	INÍCIO ⌚	TÉRMINO ⌚	✓

Notas

.....

.....

.....

.....


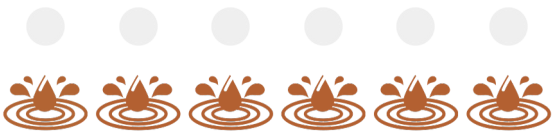
.....

.....

.....

.....

Hidratação



ASSUNTO:	INÍCIO ⌚	TÉRMINO ⌚	✓

Notas

.....

.....

.....

.....


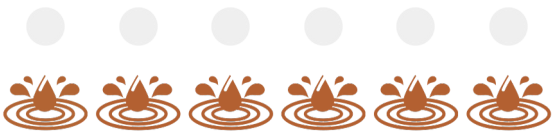
.....

.....

.....

.....

Hidratação



ASSUNTO:	INÍCIO ⌚	TÉRMINO ⌚	✓

# PLANNER SEMANAL

**SEGUNDA**

**TERÇA**

**QUARTA**

**QUINTA**

**SEXTA**

**SÁBADO**

**DOMINGO**

# PLANNER FITNESS

MÊS: \_\_\_\_\_

	ALMOÇO	JANTAR	EXERCÍCIOS	AFAZERES	ANOTAÇÕES
8:00					
9:00					
10:00					
11:00					
12:00					
13:00					
14:00					
15:00					
16:00					
17:00					
18:00					
19:00					
20:00					

Notas

.....

.....

.....

.....


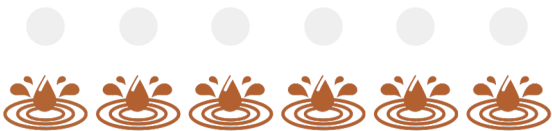
.....

.....

.....

.....


Hidratação




ASSUNTO:	INÍCIO ⌚	TÉRMINO ⌚	✓

**PARA HOJE**

# Notas

[illegible]


# PARA HOJE

[illegible][illegible]



**PARA HOJE**

# Notas

[illegible]

Notas

.....

.....

.....

.....


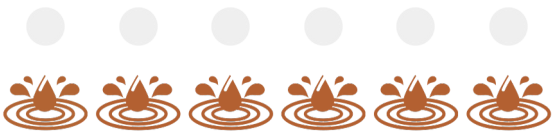
.....

.....

.....

.....

Hidratação



ASSUNTO:	INÍCIO ⌚	TÉRMINO ⌚	✓

# PLANNER SEMANAL

**SEGUNDA**

**TERÇA**

**QUARTA**


**QUINTA**

**SEXTA**

**SÁBADO**

**DOMINGO**

**PARA HOJE**

[illegible][illegible]

Notas

.....

.....

.....

.....


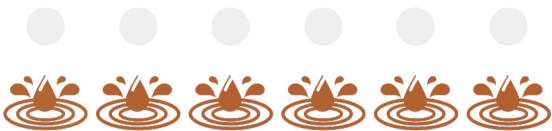
.....

.....

.....

.....


Hidratação



ASSUNTO:	INÍCIO ⌚	TÉRMINO ⌚	✓


**PARA HOJE**

## This image shows a blank sheet of white paper with horizontal blue ruling lines. The lines are evenly spaced and run across the width of the page. There are no margins or other markings on the paper.

[illegible]

# PARA HOJE

# Notas

[illegible]

Notas

.....

.....

.....

.....


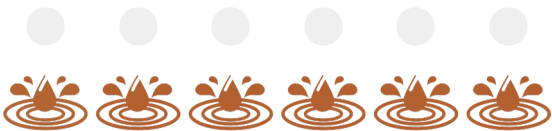
.....

.....

.....

.....

Hidratação























































































ASSUNTO:	INÍCIO ⌚	TÉRMINO ⌚	✓



[illegible][illegible]

# GASTOS VARIÁVEIS

DIA	DESCRIÇÃO	QUANT.	PREÇO UNID.	TOTAL	FORMA DE PAGAMENTO			
					CRÉDITO	DÉBITO	VR	DINHEIRO
			R\$	R\$				
			R\$	R\$				
			R\$	R\$				
			R\$	R\$				
			R\$	R\$				
			R\$	R\$				
			R\$	R\$				
			R\$	R\$				
			R\$	R\$				
			R\$	R\$				
			R\$	R\$				
			R\$	R\$				
			R\$	R\$				
			R\$	R\$				
			R\$	R\$				
			R\$	R\$				
			R\$	R\$				
			R\$	R\$				
			R\$	R\$				
			R\$	R\$				
								

**"A melhor forma de prever  
o futuro é criá-lo."**

**-PeterDrucker**